




WATSON

45 Day Check-in

Principal William C. Wade, EdS
Booker T. Washington High School
Atlanta Public Schools

2025 Cohort Overview


Cohort 2025 Breakdown



Total

292

Enrolled Grade Breakdown



Total

189

Dropout (37 Dropouts)

- 1 deceased
- 7 Confirmed Enrollments
- 5 students in active communication

On Track for Graduation

Graduation Rate: Our Goal is the **85%** Graduation Rate



Credit Recovery

- Recovered 21 credits during Sept. Comp Exam
- Recovered 4 courses during Oct. Comp Exams

18 Completed Credit Recovery Students

- 8 students completed 1 courses
- 7 students completed 2 courses
- 1 student completed 3 courses
- 2 students completed 4 courses

Commitment to end Credit Recovery by Dec.

Dropout

- 37 Dropouts
- 1 deceased
- 7 Confirmed Enrollments
- 5 students in active communication

On Track Tracker: Phoenix

Graduation Rate: Our Goal is
the **85%** Graduation Rate

34% (64)

Phoenix Students

- 30 Students enrolled
- 1 student currently back on track
- 5 students All A's and B's

Attendance is a concern

	Virtual	Courses Needed	10.22.24 Completed	10.22 Notes (OT - 6 Courses)
	<input type="checkbox"/>	13	1	Off track, but can finish by Dec.
	<input type="checkbox"/>	24	0	Not on track, 4/6 off
44)	<input type="checkbox"/>	34 (year 2)	2	On Track/ Alt Options
2044431)	<input type="checkbox"/>			
9579)	<input checked="" type="checkbox"/>	39	18	Can Finish/ Baby on the way
15)	<input type="checkbox"/>	24	0	Not on track
	<input type="checkbox"/>			
	<input type="checkbox"/>			
21)	<input checked="" type="checkbox"/>	27	0	needs 27 courses. Should ha
6954)	<input type="checkbox"/>	26	6	Can complete
21)	<input type="checkbox"/>	26	0	not on track in any course
	<input type="checkbox"/>	22	0	
	<input type="checkbox"/>	16	0	not on track in 5 courses may b
925)	<input type="checkbox"/>	24	0	
34680)	<input checked="" type="checkbox"/>	21	0	
7)	<input type="checkbox"/>	19	0	
480)	<input checked="" type="checkbox"/>	16	0	only on track in 1 course
5543)	<input type="checkbox"/>	17	1	on track
301)	<input type="checkbox"/>	33	27	On Track Dec. Grad
9)	<input type="checkbox"/>			
3500)	<input checked="" type="checkbox"/>	23	0	Not on track
264)	<input type="checkbox"/>	22	2	
	<input type="checkbox"/>	16	0	not on track
7)	<input type="checkbox"/>	36	13	not on track
1)	<input type="checkbox"/>			
	<input type="checkbox"/>	16	0	not on track. Let job go so she c
338)	<input type="checkbox"/>	18	0	Has to keep nephew
	<input type="checkbox"/>	42	14	failing
3)	<input type="checkbox"/>	12		on track
	<input checked="" type="checkbox"/>	25	2	
	<input checked="" type="checkbox"/>	24	0	Transitioned back

ADA

CCRPI

42.9% meeting CCRPI Criteria

Does Not Meet $\leq 90\%$

113 Students

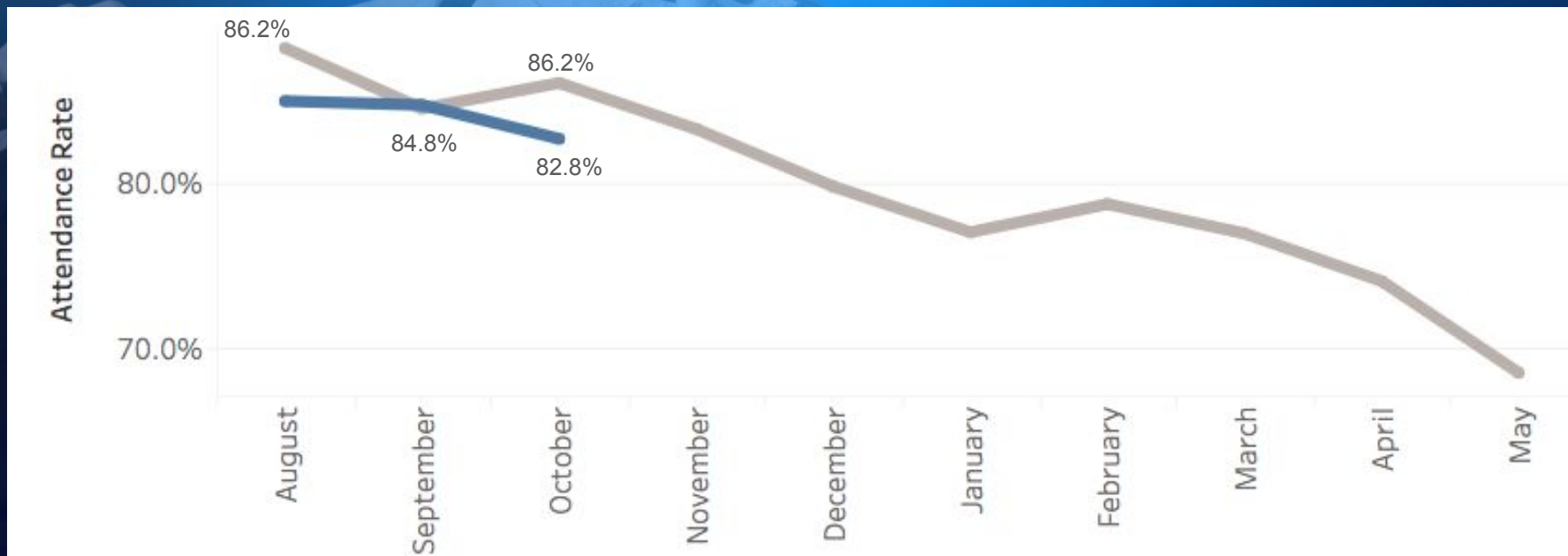
At Risk 90-94%

37 Students

Low Risk $>94\%$

45 Students

ADA



Grade Distribution

	# of Failing Course Grades			
	0	1	2	3+
ADA>93%	41 (25.8%)	2 (1.3%)		
ADA 86%-93%	46 (28.9%)	2 (1.3%)		
ADA <86%	45 (28.3%)	12 (7.5%)	8 (5.0%)	3 (1.9%)

Students who received F's

- Identified students eligible for Comp Exams
- 4wk Grade Recovery
- Student Conferences



Behavior Summary

SY2024-2025

Data as of: 10/21/2024 6:13:55 AM

School Year

Associate

Cluster

School Type

School

Grade

Cohort

Total Students

195

Total Active Students

186

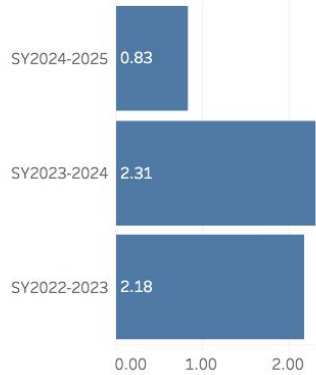
188 (96.4%) students with No OSS Day(s)

7 (3.6%) students with OSS Day(s)

Incidents by Time and Day

	Tuesday	Wednesday	Thursday	Friday
8AM-10AM			1	
12PM-2PM		1	1	1
2PM-4PM	1	1	1	1

Suspension Rate



Suspension Total Student Counts

	General Ed.	SPED
10 Days OSS	1	1
4 Days OSS	1	
3 Days OSS		3
1 Day OSS	1	
0 Days OSS	4	3

Incident Status

8 Complete Incidents
1 In-Progress Incidents

Incidents by Student

180 (92.3%) students with 0 Incidents
14 (7.2%) students with 1 Incident
1 (0.5%) students with 2 to 3 Incidents

Incidents by Grade

09 0 Incidents
10 1 Incidents
11 1 Incidents
12 6 Incidents

Incidents by Gender

3 Incidents involving Females
6 Incidents involving Males

Top 10 Events

2 4D.2 Offensive Language
1 17A.3 Weapons-Category III
1 2E.2 Illegal Drugs/Inhalants: Possession/Use
1 2E.3 Illegal Drugs/Inhalants: Possession/Use
1 3B.1 Skipping
1 7C.2 Insubordination
1 7H.3 Class/School Disruption
1 9G.2 Fighting

Top 10 Resolutions

5 22. OUT OF SCHOOL SUSPENSION
2 23. OUT OF SCHOOL SUSPENSION/DISCIPLIN
1 21. IN SCHOOL SUSPENSION

Top 10 Locations

2 incidents in Classroom
2 incidents in Office
2 incidents in Other
1 incidents in Cafeteria
1 incidents in Hallway

Top 10 Submitted By

3 by WATSON, MONIQUE
2 by HARRIS, JOSEPH
2 by JONES, BRODERICK
1 by FORD, ERIK

Discipline

Highlights

2025 Day

Celebrating our Seniors every 25th of the month

August



September



2025 Highlights

Quest Scholarship Finalist
1st time since 2014
Ariana Turner

Senior Recognition
Voter Registration Drive
HBCU Week


HBCU Week Panel



Turned the page to another 100 years of Excellence



Registered 27 of the 35 eligible voters



7 Colleges Visit for 1-1 admission sessions



41 students already accepted into their first college



A blue-tinted background image of the Martin Luther King Jr. Memorial statue. The statue is shown from the waist up, with its right arm extended forward and its left hand resting on its hip. The text is overlaid on the statue's torso and arms.

Empowering & Engaging our Exceptional Students

Cohorts Overview

150 Students

2025	
9th	1
10th	
11th	10
12th	21
Dropout	12
Phx	5

2026	
9th	4
10th	2
11th	26
Dropout	4

2027	
9th	12
10th	23
Dropout	5

2028	
9th	51
10th	
11th	
12th	

ADA

CCRPI

47.7% meeting CCRPI Criteria

Does Not Meet $\leq 90\%$

80 Students

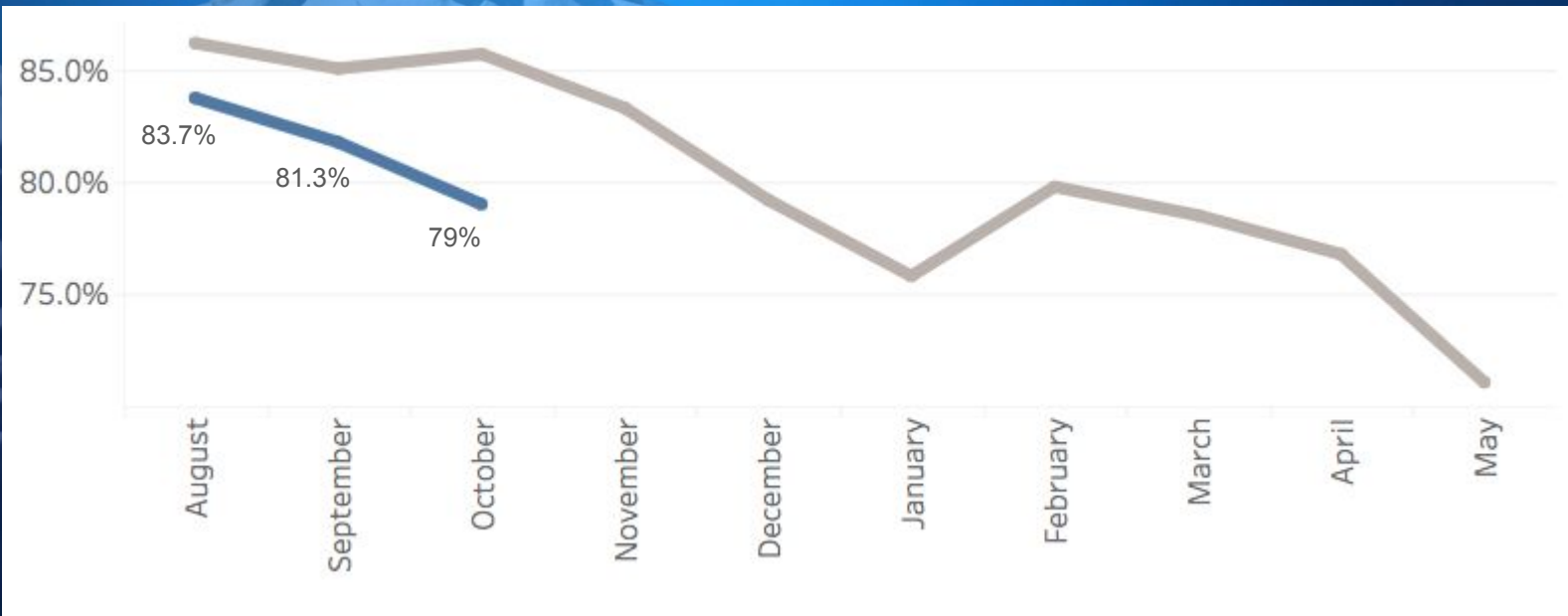
At Risk 90-94%

30 Students

Low Risk $>94\%$

41 Students

ADA



Grade Distribution

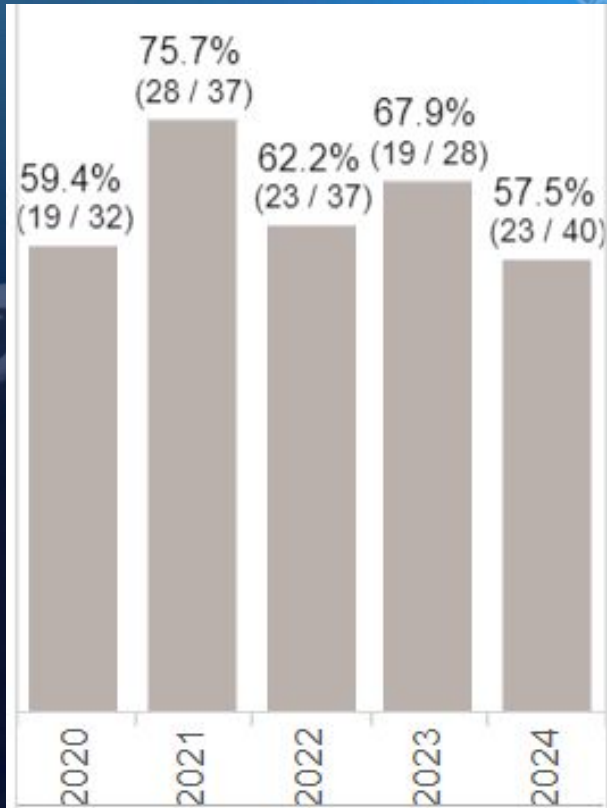
	# of Failing Course Grades			
	0	1	2	3+
ADA>93%	20 (14.9%)	9 (6.7%)	2 (1.5%)	2 (1.5%)
ADA 86%-93%	27 (20.1%)	8 (6.0%)	2 (1.5%)	
ADA <86%	26 (19.4%)	14 (10.4%)	10 (7.5%)	14 (10.4%)

Discipline



14 Students have been suspended 1 or more days

SWD Graduation Rate



2025 thus far...

55 Students

- **32 Currently Enrolled**
 - 5 Student enrolled at Phoenix
- **12 Dropouts**
- **13 Transferred**

58% if all currently enrolled graduate
We must find our dropouts

ATSI Learning Walk #1

Glows

- High Expectations
- Clear evidence of teacher engagement
- Evidence of planning
- Authentic Engagement of students
- Preferred teaching models
- Growth amongst SWD Teachers

Grows

- Rigor in instruction/lessons
- Student Led Engagement
- Communicating Learning Target/ Success Criteria
- Formative Assessment throughout
- Lesson Plans
- Learner Profiles
- Student Collaboration

Focus Elements

- Lesson Plans show evidence of accommodations for students with disabilities and the SDI
- Communicates learning targets and success criteria
- General Education teacher and special education teacher are actively leading
- Special Education teacher is providing specially designed instruction

Teacher Effectiveness

SDI Prep Work

- Gaining Knowledge of SDI
- Individualized Learning Plans

Co-Teaching Models

- A.P.S preferred

UDL



Something accessible and appealing to everyone

DI



Options to meet each guest's specific needs and preferences

SDI



A unique dish to meet an individual guest's dietary needs

MATH
Fall 2024 - 199

Lexile Score -
IQ - 61

Strengths	Identified Weaknesses	IEP Goals
<ul style="list-style-type: none"> - Identifying textual evidence - Writing 	<ul style="list-style-type: none"> - "Very Low" in reading comprehension - "Low" in Letter and Word recognition - "Very Low" in Math Concepts and Application 	<ul style="list-style-type: none"> - MATH: Trenise will use the properties of operations to solve 5 multistep, real-life problems involving all forms of positive and negative rational numbers (e.g. whole numbers, fractions, and decimals) with 80% accuracy on 4 out of 5 problems. - READING COMPREHENSION: <ul style="list-style-type: none"> - Trenise will answer 5 inferential comprehension questions after reading an instructional level text with 80% accuracy on 4 out of 5 problems. - Answer literal comprehension questions about a narrative that describes the character(s), setting, main

Teacher Effectiveness

Debrief Email

DSE Teachers Observations 11 Teachers

Formal	0
Informal with feedback	9
Instructional Snapshot Quick Feedback	32

Thank you for debriefing with myself and Ms. Williams today. During our debriefing we discussed the following:

1. What was your learning target for today's lesson?
 - Familiarizing with identities
2. What was your success criteria?
 - Formalize different identities
3. How do you know students mastered it?
 - All students responded to the question
4. If you had to teach the lesson again, how would you improve it?
 - Put the students in groups
 - Have the students speak to each other
 - Rearrange the room

Glows

- Active Student voice within the classroom
- Real-world experiences to reflect

Wonders

- How did you know that all students mastered the lesson?
- Instructional Framework?
- How did the students know what they were supposed to master?

Next Steps

- Instructional Framework will posted
- Mastery of Learning
- Clearly identify Learning Target/Success Criteria
- **We will return on Monday during 2nd period to follow up.**

Teacher Attendance

DSE Teachers

Perfect Attendance	2
2 days or less absent s	7
More than 3 days absent	4

DSE Paras

Perfect Attendance	2
2 days or less absent s	1
More than 3 days absent	4

Support Services

Perfect Attendance	3
2 days or less absent s	2
More than 3 days absent	2